


# 4 Hole Whistle



## Cherokee 4 Hole Whistle Fingering Chart

### Original Minor Scale



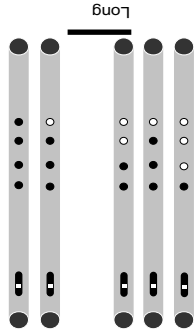
Low High

Covered holes are black and un-covered holes are white. As you uncover the holes, leave your fingers off of the previous holes, one at a time until all are uncovered. Use soft breath for the lower notes and a little "faster" slightly stronger breath for the higher notes. For more detailed playing instructions please visit: [youtube.com/bluebeaflutes](https://www.youtube.com/bluebeaflutes)


## What is a Cherokee 4-Hole Whistle?

Among the Cherokee, there were many musical instruments in our culture prior to modern times. Several of these have been lost over the years to stories and legends, though one which has remained is our 4-Hole Whistle. Such an instrument would be very precious, usually kept close to the heart and played at whenever a simple thought of happiness left into the owner's mind. Please play your whistle in happiness and enjoy its timeless voice whenever the notion takes you.

## Indian Sunrise continued...

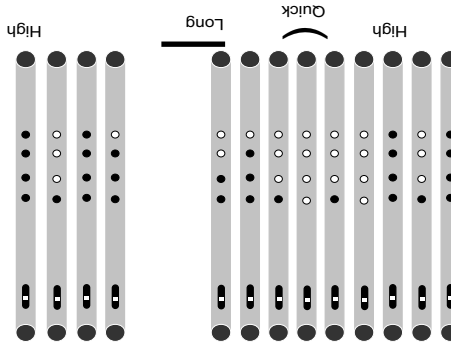


## Tonic Major Scale




This scale plays similarly to the one on the previous page (covered holes are black and un-covered are white), however you will see different combinations of fingerings. While this is the type of scale most modern instruments are made to play, the original minor scale is the way in which this flute was designed to play. Some of the songs on the next pages are minor while others are major.

## Indian Sunrise




## Happy Birthday



High

## Yankee-Doodle



## Mary Had A Little Lamb

